



" Go for Cod"





Cod Aquaculture, production costs in Norway

(focus on-growing)

Jørgen Borthen
Norwegian Seafood Center
www.torsk.net




Go for Cod-facts!



Companies Education
Research Management


Norwegian Seafood Center

" Go
for
Cod "
1999-2008



National cod network (open also for international members)

- "Go for cod!" A national network which includes those involved in cod farming; producers (farmers), researchers, landbased-industry, exporters, institutions and Governmental.
- Organising meetings, projects with a national profile
- Yearly meeting – Bergen – Tromsø, several days – topics chosen by members- next meeting Bergen 11-13 February 2009
- Monthly newsletters, important information
- Totally more than 200 members



Go for Cod-facts!

Sats på torsk

Nyhetsbrev nr 11/2008 25. september.

Ny kvalitetsstandard fersk torsk

25. september 2008

Standard Norge: fremlegger forslag til Norsk Standard til kvalitet for fersk torsk til høring- frist 1. november

Fisk og fiskeprodukter – Norsk fersk torsk – Krav til kvalitet er navnet på den nye standard som er utarbeidet. Utkastet er nå til høring i bransjen, og utkastet kan lastes ned [her](#)

Innen 1. november kan du sende inn din mening, gjerne via FHL, NSL, Norges Fiskarlag eller til borthen@sjomat.no

Et klipp fra forslaget:

Medieklipp

Ingen bitehull etter test
Villa Cod Farm fornøyd etter test.
[Les mer](#)


Droppe torsk på menyen?
- Bør skolene i Sverige boikotte torsk?
[Les mer](#)

Nettavisen om USA= Norge?
- Du bør ikke spise torsk, påstår Nettavisen (TV2)!
[Les mer](#)

Ordfører i Nordland
- Dette vert nesten som om ein for 2000 år sidan skulle ha sett ned forbod mot husdyrhald.



Go for Cod-facts!





Norwegian perspective of costs.....farmed cod

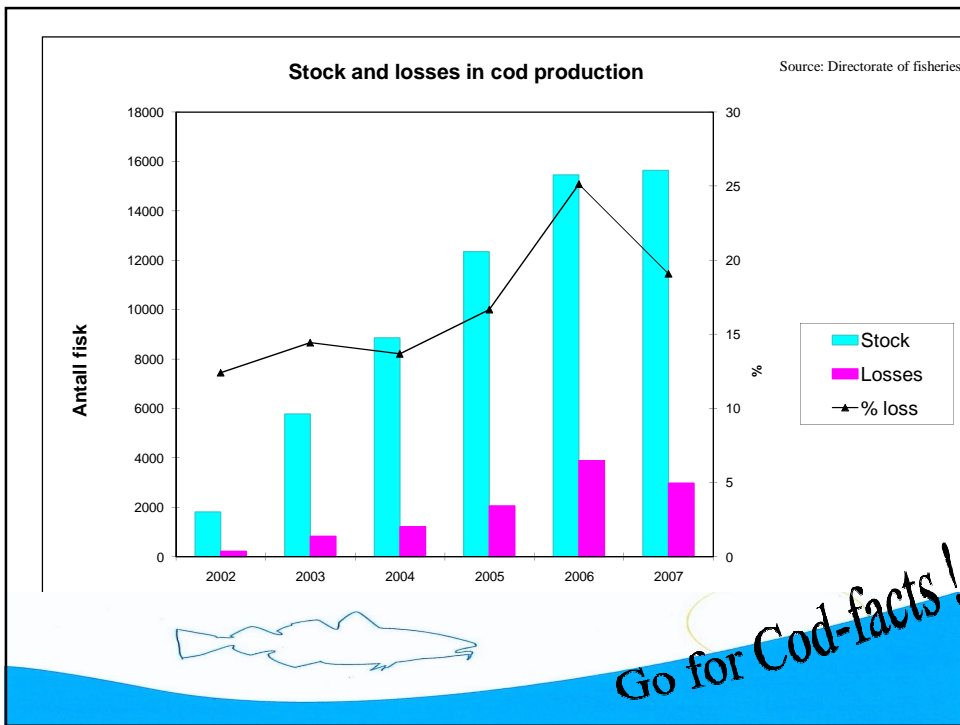
- 1998: The cost per kg around 20 NOK (2,5 Euro)- all small scale Max 150 tons/company.
- 2008: The costs per kg around 20 NOK 2000 tons for established “full” scale (but 30 Nok for upcoming companies)

Conclusion: Economy of scale:

Upscaling effects corresponds to the inflation




Go for Cod-facts!










Cost adding factors:

No priority	Factors		Action
3	Escapees		
2	Maturation		
1	Diseases		
4	Feed		
	Weather		
	Scale/experiences		

Go for Cod-facts!



Cost adding factors:

No priority	Factors		Action
3	Escapees		
2	Maturation		
1	Diseases		
4	Feed		
	Weather		
	Scale/experiences		



Go for Cod-facts!



Lønnsomhet ved lysstyring av oppdrettstorsk



eller



Sluttrapport delprosjekt økonomi under LYSTORSK

Ved Cand. Oecon. Jørgen Borthen og Cand. Scient. Tanja Hoel
Norsk Sjømatcenter

Mai 2008

Sum Resultats(over 6 yrs)	Unit	Light	Without light	Difference
Sales value	1000 NOK	100 946	90 522	10 424
Sum fixed costs	1000 NOK	24 406	23 600	806
Results sum over 6 yrs	1000 NOK	(11 045)	(17 743)	6 698
Results sum over 6 yrs incl rest biomass	1000 NOK	401	(6 748)	7 149
Sold tons incl. restbiomass	Tons	5 152	4 848	304
Total costs light	1000 NOK	3 187	-	3 187
Production costs per sold kg (incl. biomass out of year 6)	NOK/kg	21,46	21,96	-0,50









Results:


- Light gives around 7 mill NOK value added (6 % of Total sales)
- The total costs with light is around 3,2 mill NOK over 6 yrs,
- Cost of light: ca. 0,60 NOK per kg production of cod.
- The social value is an additional value

•But:


- Small companies (100 tons and below) not profitable
- We use 1 NOK per kW- if the cost is 4 NOK/kw, the conclusion is no longer valid.

Cost adding factors:










No priority	Factors		Action
3	Escapees		
2	Maturation		
1	Diseases		
4	Feed		
	Weather		
	Scale/experiences		



Go for Cod-facts!

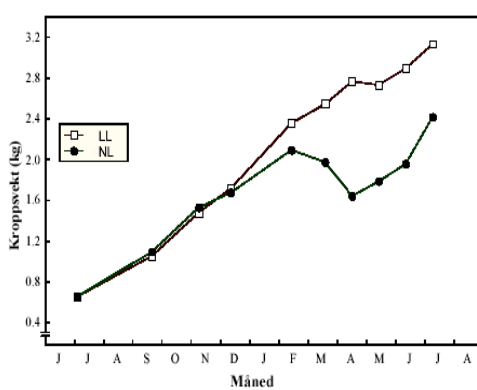
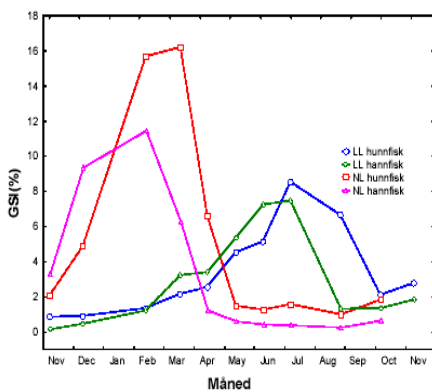


Cost adding factors:










No priority	Factors		Action
3	Escapees		
2	Maturation		
1	Diseases		
4	Feed		
	Weather		
	Scale/experiences		




Go for Cod-facts!



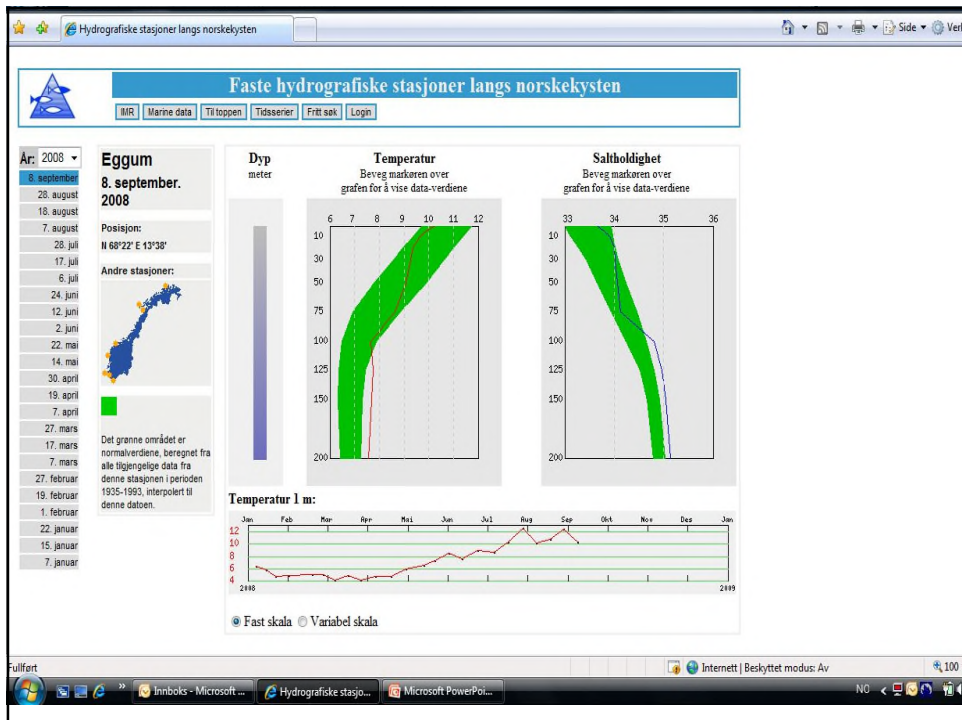
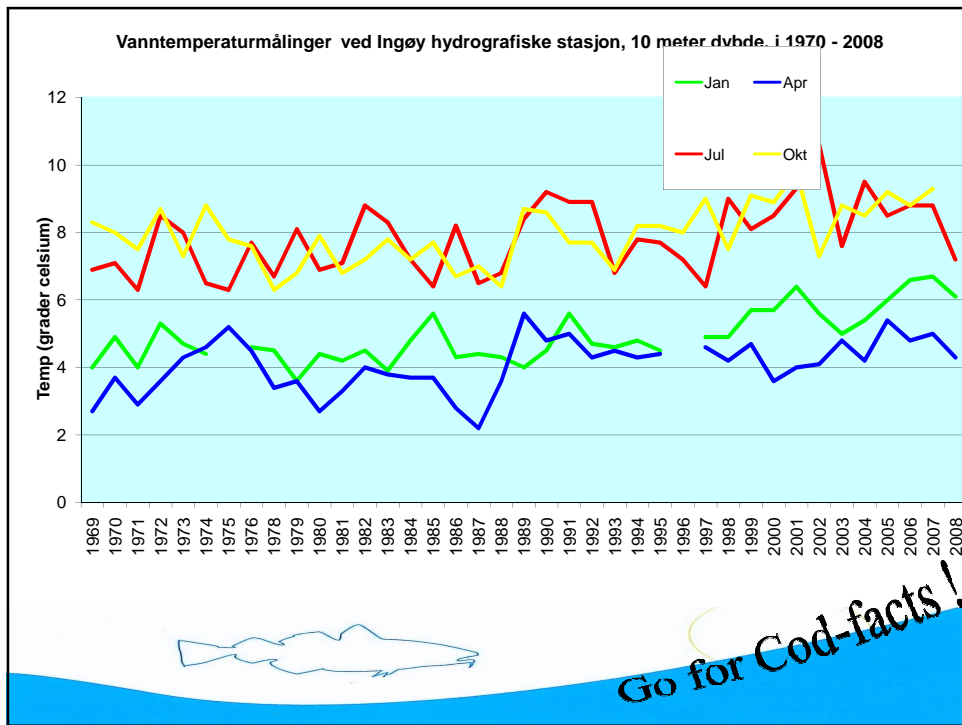
Cost adding factors:

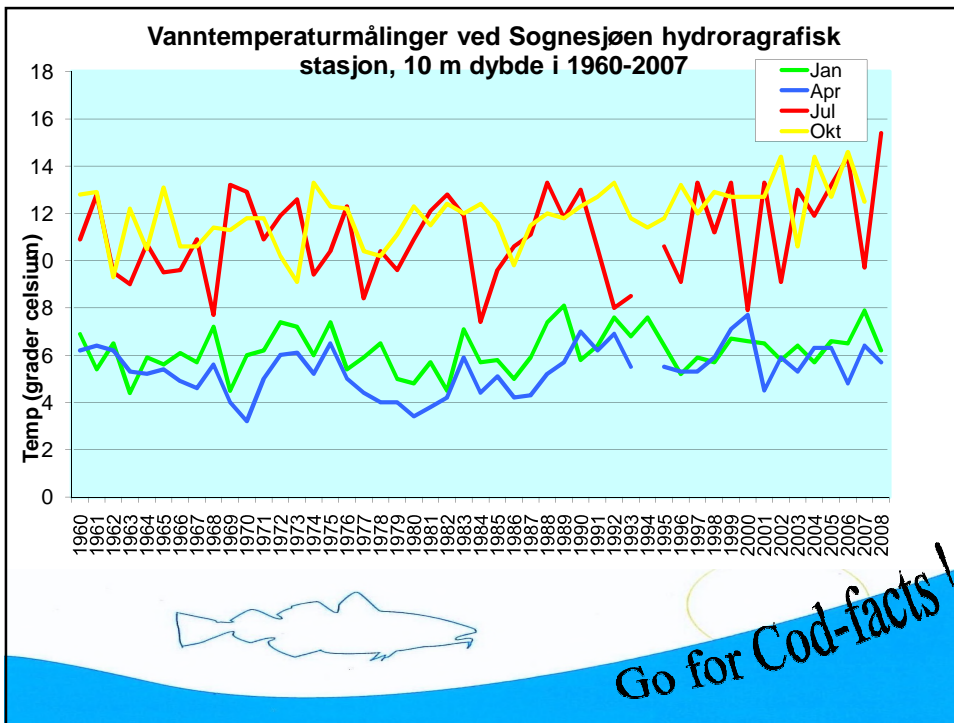
No priority	Factors		Action
3	Escapees		
2	Maturation		
1	Diseases		
4	Feed		
	Weather		
	Scale/experiences		





Go for Cod-facts!







Cost adding factors:

No priority	Factors		Action
3	Escapees		
2	Maturation		
1	Diseases		
4	Feed		
	Weather		???
	Scale/experiences		

Go for Cod-facts!

Familyowned/Oslo Stock market

Age: 25 years/5 years

Production 2 leading companies:

2006/2007/2008: each 1,000-3,000 tons

Supplies fish regularly throughout the year.

75 % exports
















Licences per company Ongrowing April 2007 and September 2008
 Kilde: Sats på torsk, bearbejdet fra råttall fra Fiskeridirektoratet.

No of companies	Apr07	Sep08
No of companies with 1 licence	129	86
No of companies with 2 licences	32	37
No of companies with 3 licences	18	12
No of companies with 4 licences	7	6
No of companies with 5 licences	5	2
No of companies with 6 licences	4	6
No of companies with 7 licences	2	7
No of companies with 8 licences	0	1
No of companies with 9 licences	3	1
No of companies with 10 licences	2	2
No of companies with 11 licences	1	0
No of companies with 13 licences	0	1
No of companies with 14 licences	1	1
No of companies with 15 licences	1	2
No of companies with 16 licences	1	1
No of companies with 19 licences	0	1
No of companies with 20 licences	1	0
No of companies with 22 licences	1	0
No of companies with 38 licences	0	1
No of companies ongrowing Norway	208	167

Cost adding factors:

No priority	Factors		Action
3	Escapees		
2	Maturation		
1	Diseases		
4	Feed		
	Weather		??
	Scale/experiences		



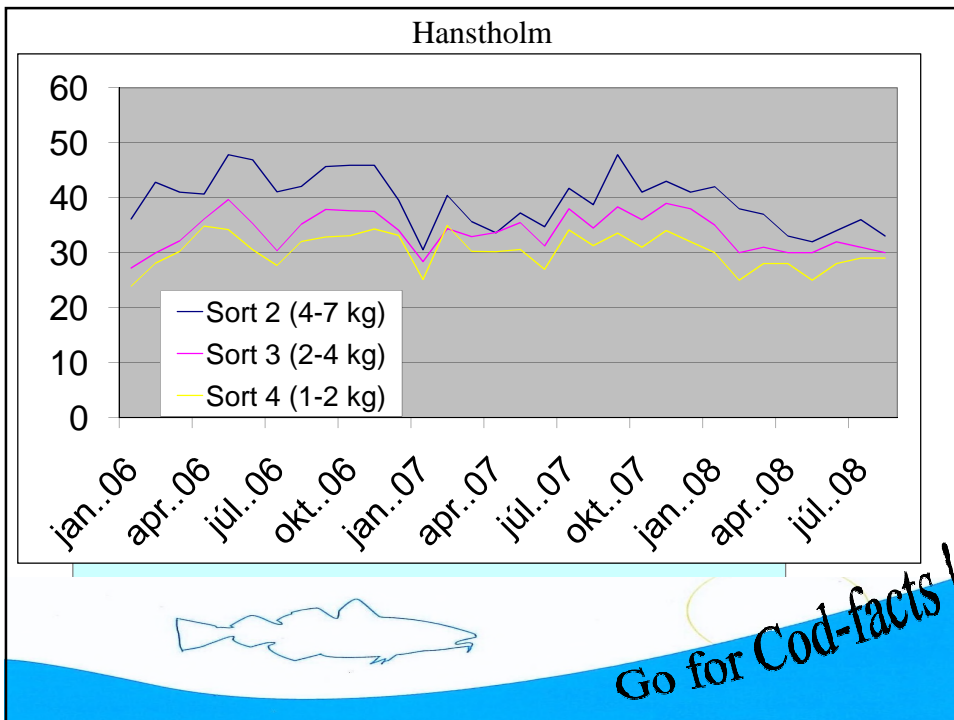
Go for Cod-facts!


Not only a question of costs

- Prices and product value



Go for Cod-facts!





The good life!



Go for Cod-facts!